



Energy Solutions

Various Hard-surface Floor *Cleaning & Coating* Engagements

Representative “Before” & “After” Pictures

Energy Solutions

Ceramic Tile “Before” & “After”

(Coated ceramic tile requires ONLY damp mopping with clean, clear water;
maintenance labor, equipment, supplies & associated costs reduced 75%)

Before



After



Energy Solutions

Quarry Tile “Before” & “After”

(Coated quarry tile requires ONLY damp mopping with clean, clear water;
maintenance labor, equipment, supplies & associated costs reduced 75%)

BEFORE



DURING



AFTER



Energy Solutions

Quarry Tile “Before” & “After”

(Coated quarry tile requires ONLY damp mopping with clean, clear water;
maintenance labor, equipment, supplies & associated costs reduced 75%)



Before



After

Energy Solutions

Ceramic Tile “Before” & “After”

(Coated ceramic tile requires ONLY damp mopping with clean, clear water;
maintenance labor, equipment, supplies & associated costs reduced 75%)

Before



After



Energy Solutions

Slate Floor “Before” & “After”

(Coated slate requires ONLY damp mopping with clean, clear water;
maintenance labor, equipment, supplies & associated costs reduced 75%)

Before



After



Energy Solutions

Cleaned & Coated VCT Flooring


(Coated VCT requires NO stripping, waxing or buffing; ONLY dust & damp mopping;
[maintenance labor, equipment, supplies & associated costs reduced 75%](#))



Energy Solutions

Cleaned & Coated Asbestos Tile Floor

(Coated asbestos tile is sealed & isolated;
requires NO stripping, waxing or buffing; ONLY dust & damp mopping;
[maintenance labor, equipment, supplies & associated costs reduced 75%](#))



Energy Solutions

Ceramic Tile “Before” & “After”

(Coated ceramic tile requires ONLY damp mopping with clean, clear water;
maintenance labor, equipment, supplies & associated costs reduced 65%)



Before

Energy Solutions | P.O. Box 73493 | Richmond, VA 23235 | (804) 379-8667
www.EnergySolutionsVA.com | e-mail: mail@EnergySolutionsVA.com

After

Copyright © 2008, Energy Solutions

Energy Solutions

Cleaned & Coated VCT Flooring

(Coated VCT requires NO stripping, waxing or buffing, ONLY dust & damp mopping;
maintenance labor, equipment, supplies & associated costs reduced 75%)



Energy Solutions

Cleaned & Coated Epoxy Terrazzo

(Coated terrazzo Requires NO stripping, waxing or buffing—ONLY dust & damp mopping;
[maintenance labor, equipment, supplies & associated costs reduced 75%](#))



Energy Solutions

“Before” & “After” Ceramic Tile Floor

(Coated ceramic tile requires ONLY damp mopping with clean, clear water;
maintenance labor, equipment, supplies & associated costs reduced 75%)



Before



After

Energy Solutions

Cleaned & Coated Epoxy Terrazzo

(Coated terrazzo requires NO stripping, waxing and/or buffing; ONLY dust & damp mopping; *maintenance labor, equipment, supplies & associated costs reduced 75%*.)



Energy Solutions

Cleaned & Coated Textured Ceramic Tile

(Coated ceramic tile requires ONLY light mopping with clean, clear water;
maintenance labor, equipment, supplies & associated costs reduced 75%)



Energy Solutions

Cleaned & Coated VCT Flooring

(Coated VCT requires NO stripping, waxing or buffing; ONLY light dust & damp mopping;
[maintenance labor, equipment, supplies & associated costs reduced 75%](#))



Energy Solutions

Cleaned & Coated Epoxy Terrazzo



(Coated terrazzo requires NO stripping, waxing or buffing; ONLY dust & damp mopping;
[maintenance labor, equipment, supplies & associated costs reduced 75%](#))



Energy Solutions

Cleaned & Coated Ceramic Tile Floor

(Coated ceramic tile requires ONLY damp mopping with clean , clear water;
maintenance labor, equipment, supplies & associated costs reduced 75%)



Energy Solutions

Cleaned & Coated Epoxy Terrazzo Floor

(Coated terrazzo requires NO stripping, waxing or buffing; ONLY dust & damp mopping;
[maintenance labor, equipment, supplies & associated costs reduced 75%](#))



Energy Solutions

Cleaned & Coated Ceramic Tile

(Coated ceramic tile requires ONLY damp mopping with clean, clear water;
maintenance labor, equipment, supplies & associated costs reduced 75%)



Energy Solutions

Ceramic Tile “Before” & “After”

(Coated ceramic tile requires ONLY damp mopping with clean, clear water;
maintenance labor, equipment, supplies & associated costs reduced 75%)

Before



After




Energy Solutions

Ceramic Tile “Before” & “After”

Coated ceramic tile requires ONLY damp mopping with clean, clear water; *maintenance labor, equipment, supplies & associated costs reduced 75%*



Before



After

Energy Solutions

VCT Tile “Before” & “After”

Coated VCT requires **NO** stripping, waxing or buffing; **ONLY** damp mopping with clean, clear water; *maintenance labor, equipment, supplies & associated costs reduced 75%*)



Before



After

Energy Solutions | P.O. Box 73493 | Richmond, VA 23235 | (804) 379-9067
www.EnergySolutionsVA.com | e-mail: mail@EnergySolutionsVA.com

Copyright © 2008, Energy Solutions

Energy Solutions

Mosaic Tile “Before” & “After”


Coated mosaic tile requires ONLY damp mopping with clean, clear water; *maintenance labor, equipment, supplies & associated costs reduced 75%*)




Energy Solutions

Cleaned & Coated Ceramic Tile Floor

(Coated ceramic tile requires ONLY damp mopping with clean, clear water;
maintenance Labor, equipment, supplies & associated costs reduced 75%)



Before



After

Energy Solutions | P.O. Box 73493 | Richmond, VA 23235 | (804) 379-9067
www.EnergySolutionsVA.com | e-mail: mail@EnergySolutionsVA.com

Copyright © 2008, Energy Solutions

Energy Solutions

Various Cleaned & Coated Floor Types



Glazed Tile Bathroom
Winn Dixie Distribution Center



Polished & Quarry Tile Walkway
Grand Hotel & Condo-Miami



Tinted Concrete
Grand Hotel – Pool Deck



Quarry Tile



Bathroom Floor

Miami Transit Station-Dadeland



Epoxy Terrazzo

Energy Solutions | P.O. Box 73493 | Richmond, VA 23235 | (804) 379-9067
www.EnergySolutionsVA.com | e-mail: mail@EnergySolutionsVA.com

Copyright © 2008, Energy Solutions

Energy Solutions

Cleaned & Coated Masonry Tile




Energy Solutions | P.O. Box 73493 | Richmond, VA 23235 | (804) 379-9067
www.EnergySolutionsVA.com | e-mail: mail@EnergySolutionsVA.com

Copyright © 2008, Energy Solutions

Energy Solutions

A Clean and Coated Flooring System increases slip resistance by an average of 67%

TCA  **PRODUCT TESTING SERVICE**
 Tile Council of America, Inc. 100 Clemson Research Blvd. Anderson, SC 29625 Tel (854) 649-TILE Fax (854) 649-2821

TCA TEST REPORT NUMBER: TCA-200-01 PAGE: 1 OF 4

TEST REQUESTED BY: Adsil
 Attn: Jim Gibson
 1 Hargrove Grade
 Suite 1K
 Palm Coast, FL 32137


TEST SUBJECT MATERIAL: uncoated specimen

TEST DATE: 10/29/01-10/30/01

TEST PROCEDURE: ASTM C1028, "Standard Test Method for Determining the Static Coefficient of Friction of Ceramic Tile and Other Like Surfaces by the Horizontal Dynamometer Pull-Meter Method"
 -A Chatillon DFIS 100 digital force gauge was used to measure each pull in pounds-force
 -A 3 x 3 x 1/8 inch piece of Needleite was used as the sensor.


TEST RESULTS: The average static coefficient of friction of twelve (12) pulls was

	As Received	After Cleaning
Dry:	0.67	0.74
Wet:	0.55	0.55

SUBMITTED BY: 
 Noah Chitty
 Laboratory Manager

Testing Services: testing@tcausa.com Technical Questions: technical@tcausa.com
 This report is confidential and has been prepared for the exclusive use of the client. It is criticism of any product by TCA. This report shall not be published in any form.

An independent study by the TCA (Tile Council of America) confirms that tile coated with Adsil's floor coatings increased slip resistance up to 67%! Significant improvements were documented for both WET & DRY Flooring!!

TCA  **PRODUCT TESTING SERVICE**
 Tile Council of America, Inc. 100 Clemson Research Blvd. Anderson, SC 29625 Tel (854) 649-TILE Fax (854) 649-2821

TCA TEST REPORT NUMBER: TCA-200-01 PAGE: 3 OF 4

TEST REQUESTED BY: Adsil
 Attn: Jim Gibson
 1 Hargrove Grade
 Suite 1K
 Palm Coast, FL 32137


TEST SUBJECT MATERIAL: MicroGuard™ AD701, AD702 & AD704

TEST DATE: 10/29/01-10/30/01

TEST PROCEDURE: ASTM C1028, "Standard Test Method for Determining the Static Coefficient of Friction of Ceramic Tile and Other Like Surfaces by the Horizontal Dynamometer Pull-Meter Method"
 -A Chatillon DFIS 100 digital force gauge was used to measure each pull in pounds-force
 -A 3 x 3 x 1/8 inch piece of Needleite was used as the sensor.

TEST RESULTS: The average static coefficient of friction of twelve (12) pulls was

	As Received	After Cleaning
Dry:	0.84	0.81
Wet:	0.83	0.92

SUBMITTED BY: 
 Noah Chitty
 Laboratory Manager

Testing Services: testing@tcausa.com Technical Questions: technical@tcausa.com Web Site: www.tcausa.com
 This report is confidential and has been prepared for the exclusive use of the client. It is not an endorsement, approval, certification, or criticism of any product by TCA. This report shall not be published in any form without the prior written consent of TCA.

Information provided by the Tile Council of America (TCA) Product Testing Service

MicroGuard™ AD703 & AD708 Stain and Slip Resistant Floor Treatment

The average static coefficient of friction of 12 pulls using the Dynamometer Pull-Meter Method was as follows:

	Uncoated	Coated	improvement
DRY			
as received	67	84	25%
after cleaning	74	81	9%
Wet			
as received	55	83	51%
after cleaning	55	92	67%